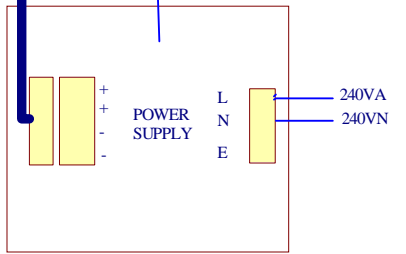
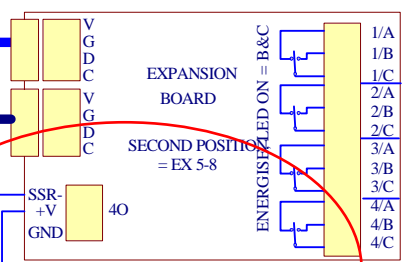
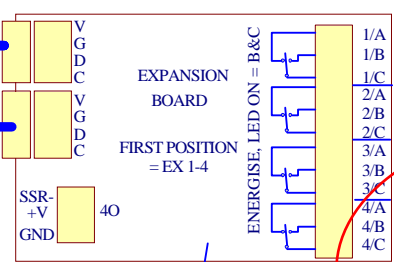
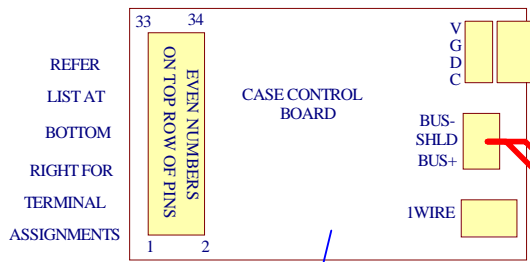



MOTOR DRIVE, SENSOR INPUT CONNECTOR

CASE CONTROL BOARD SHOWN CONNECTED TO 2 EXPANSION BOARDS  
[ ALLOWS A TOTAL OF 8 DIGITAL OUTPUTS ]



TO OTHER CASE CONTROLLER OR PRESSCON CARDS



TO OTHER PRESSCON CARDS E.G. CONTROLLERS, RELAYS, SENSOR CARDS ETC.



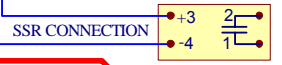
PRESSCON COMMUNICATIONS LONWORKS DATABUS



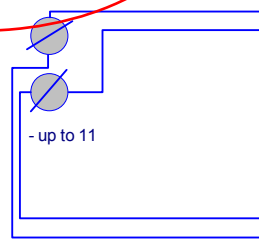
CASE MONITOR [PR/MULTI SET AS CASE MONITOR]

CLOCK MODEM OR PC INTERFACE [OPTIONAL - PROVIDES SYSTEM TIME]

A SINGLE CASE MONITOR CAN MONITOR UP TO 99 CASE CONTROL BOARDS

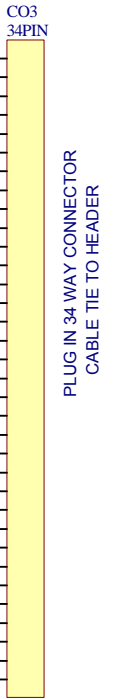


MProbe Thermistors



STANDARD CABLE SET INCLUDES ALL 34 CABLES "ECONOMY" CABLE SET HAS ONLY CABLES IN THICKER LINES

REFER DRAWING "MOTORW" FOR STEPPER WIRING



### Presscon Case Control: Layout

Size	Number	Revision
A4		
Date:	4-May-2001	Sheet of
File:	P:\1P\PF\PRCASE\PR_LAYOUT.SCH	Drawn By: